



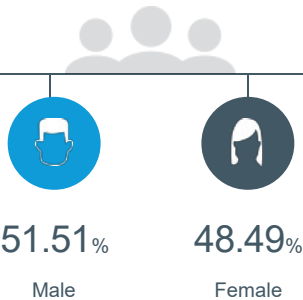
# People



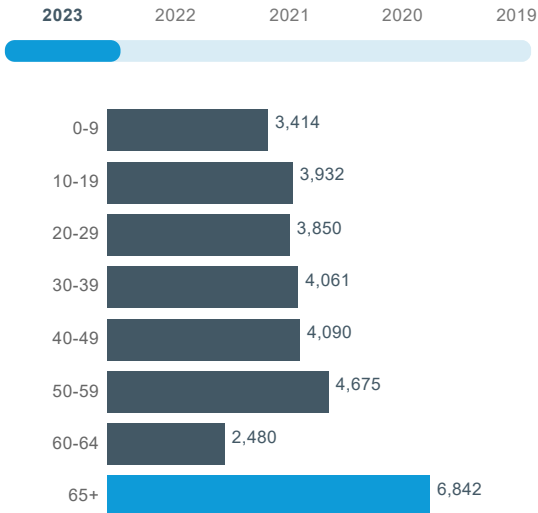
The total population of Christian County is 33,344. The median age is 42.41

**33,344**

Total Population



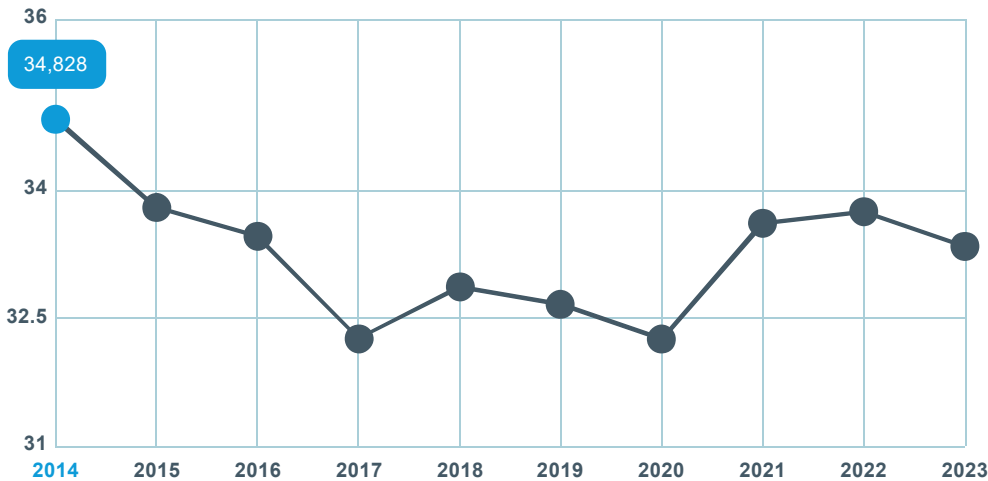
## Age Distribution



## Median Age

**42**

Population Growth (in thousands)



## Educational Attainment



28.94% of the population in Christian County have an associate's degree or higher. 89.72% have a high school degree or higher.



< Grade 9  
**1.99%**



Grade 9-12  
**8.3%**



High School  
**41.46%**



Some College  
**19.32%**



Assoc Degree  
**10.14%**



Bach Degree  
**13.95%**



Grad Degree  
**4.85%**



offer associate's Degree or Certificate



offer Bachelor's Degree or Higher

# Labor Force



Christian County has a labor force of 14,275 people, with an unemployment rate of 5.8%.

14,275

Labor Force

5.8%

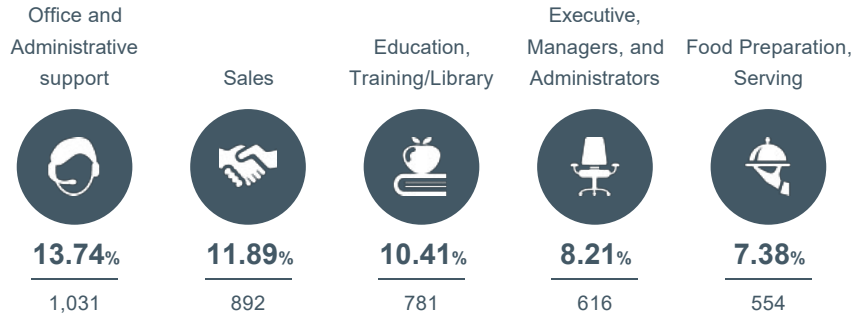
Unemployment Rate

▲ 1.8%

Unemployment Rate  
Change (1 year)


## Talent

What are the largest job counts by occupation?



Total Employees

7,503



The work distribution of total employees in Christian County is:



Total Establishments

904



## Businesses and Jobs



Christian County has a total of 904 businesses. In 2023, the leading industries in Christian County were .

What are the top industries by jobs?

How many employees do businesses in Christian County have?



1-4 Employees	61.5%
5-9 Employees	22.46%
10-19 Employees	8.3%
20-49 Employees	4.54%
50-99 Employees	2.21%
100+ Employees	1%

## Income and Spending



Households in Christian County earn a median yearly income of \$55,182. 23.06% of the households earn more than the national average each year. Household expenditures average \$60,294 per year. The majority of earnings get spent on Shelter, Transportation, Food and Beverages, Health Care, and Utilities.



**\$55,182**

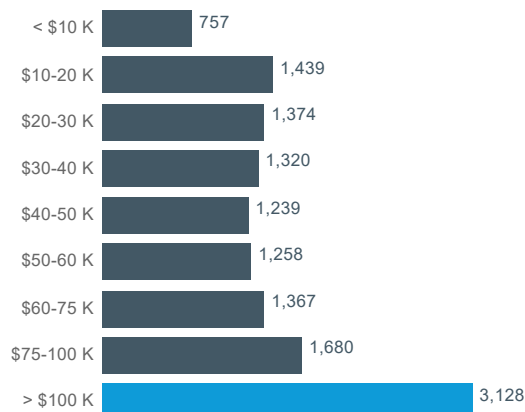
Median Household Income

**0%** more than the county

**30%** less than the state

**27%** less than the nation

Income Distribution



How do people spend most of their money?

PER HOUSEHOLD



**\$60,294**

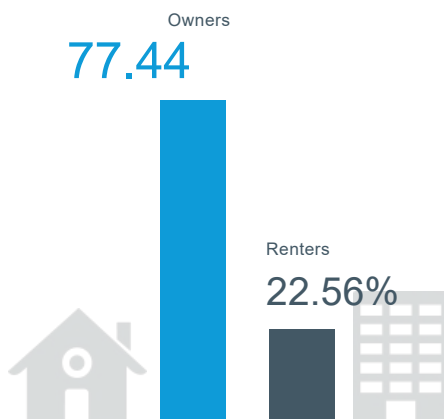
Median Household Expenditure

## Housing



There are 55% more households who own their homes than there are renters.

Owners vs. Renters



## Transportation



Residents spend an average of 25 minutes commuting to work. Christian County is served by 24 airports within 50 miles. Rail can be accessed within the community. Interstates can be accessed 1 miles away.



**25**min

Commute Travel Time



**1 + 24**(+50 miles)

Airports in Community



**1**miles

Distance to Interstate



**Freight Rail**

In Community

## Taxes



Top State Corporate Income Tax

**9.5%**

Top State Corporate Capital Gains Tax

**7.8%**

Top State Personal Income Tax

**3.75%**

Top State Personal Capital Gains Tax

**3.8%**

State Sales Tax

**6.25%**